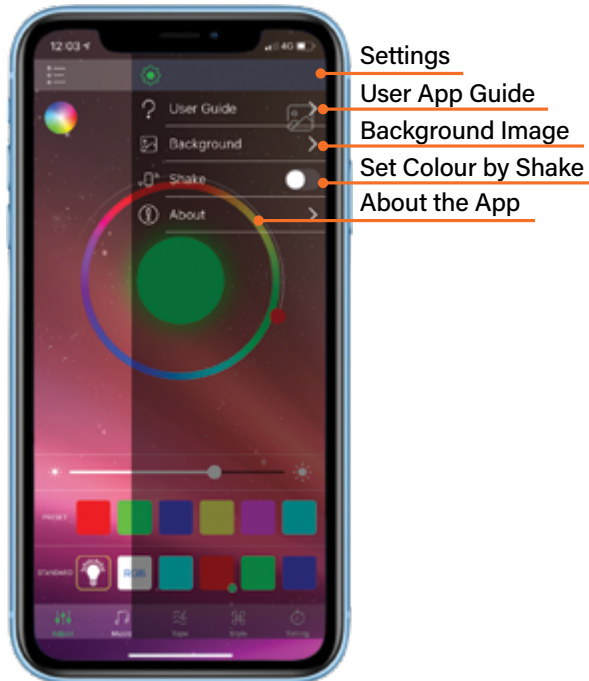


RockLights (RGB) App Installation Guide



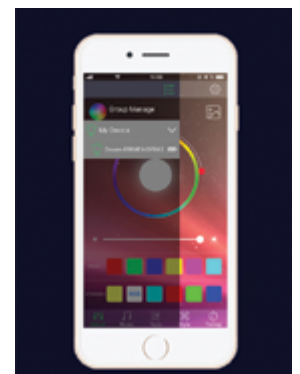
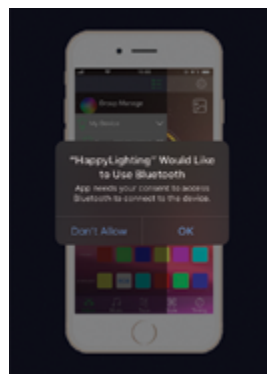
STEP 1.

After installing and connecting the lights into your car, download the app HappyLighting on your mobile phone.



STEP 2.

Open the app Happy Lighting, then on the bluetooth settings select the app. Now you can control the Rock Lights by your phone.



The following images show the different functions you can choose to use on your Rock Lights.

